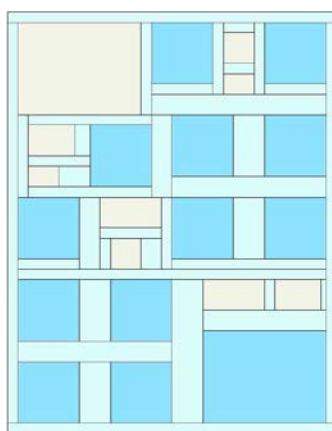




# JANDA Bend Quilts

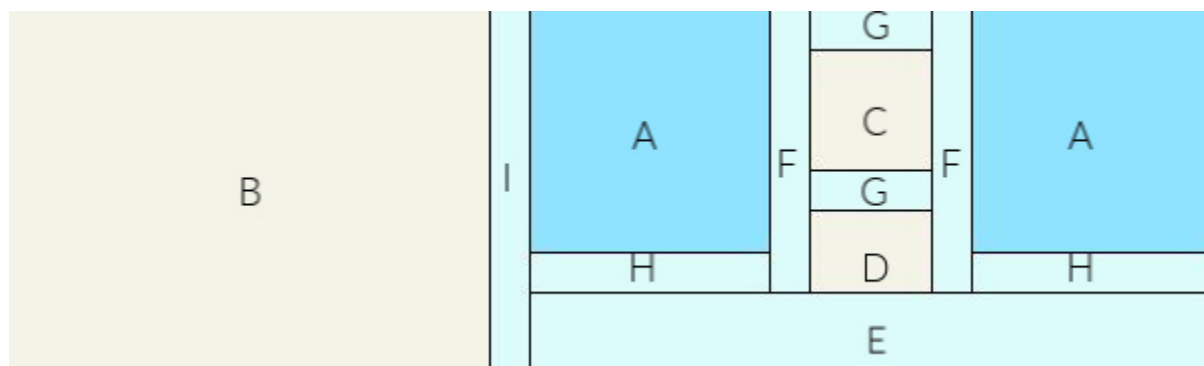
Sew Let's Quilt Along

Measurements for Custom Quilt Layout



64" by 82" Finished Size

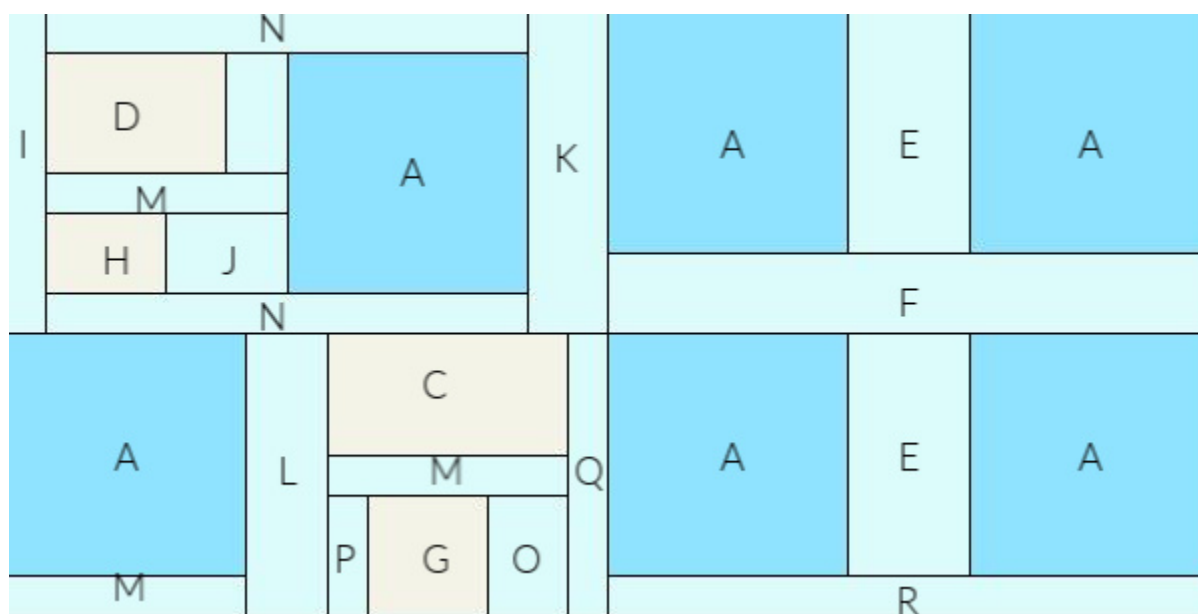
Top Section (18.5" x 60.5" Unfinished)



Measurements for Top Section

Section	Number	Measurement (unfinished)	Section	Number	Measurement (unfinished)
A	2	12.5" x 12.5"	F	2	2.5" x 14.5"
B	1	24.5" x 18.5"	G	2	6.5" x 2.5"
C	1	6.5" x 6.5"	H	2	12.5" x 2.5"
D	1	6.5" x 4.5"	I	1	2.5" x 18.5"
E	1	4.5" x 34.5"			

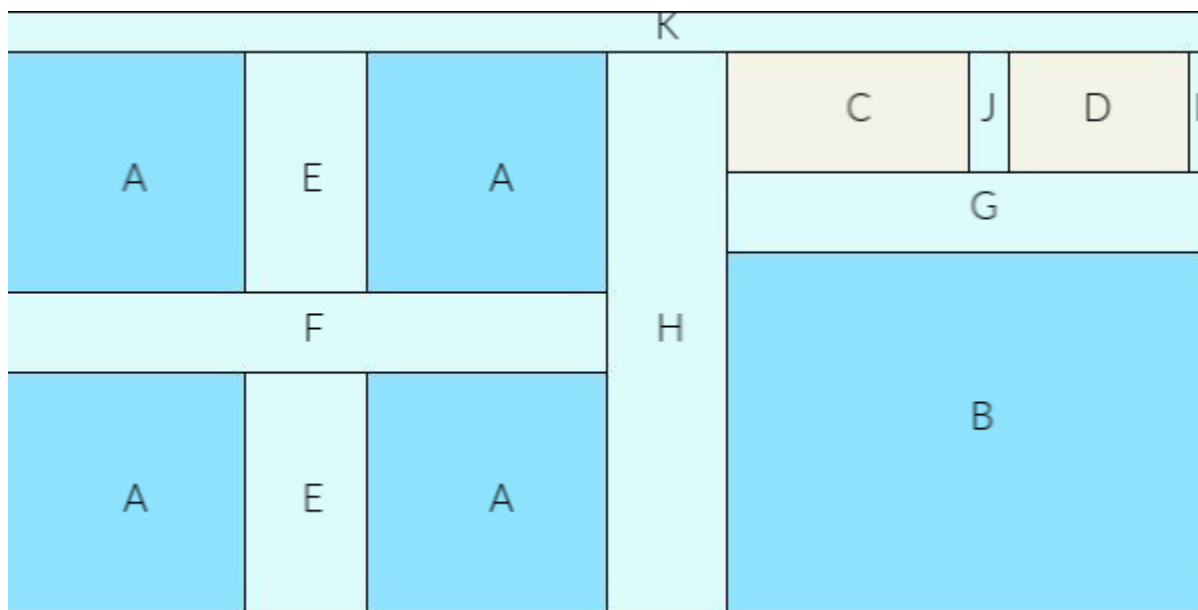
## Middle Section (30.5" x 60.5" Unfinished)



Measurements for Middle Section

Section	Number	Measurement (unfinished)	Section	Number	Measurement (unfinished)
A	6	12.5" x 12.5"	J	1	6.5" x 4.5"
B	NONE	NONE	K	1	4.5" x 16.5"
C	1	12.5" x 6.5"	L	1	4.5" x 14.5"
D	1	9.5" x 6.5"	M	3	12.5" x 2.5"
E	2	6.5" x 12.5"	N	2	24.5" x 2.5"
F	1	4.5" x 30.5"	O	1	4.5" x 6.5"
G	1	6.5" x 6.5"	P	1	2.5" x 6.5"
H	1	6.5" x 4.5"	Q	1	2.5" x 14.5"
I	1	2.5" x 16.5"	R	1	2.5" x 30.5"

## Bottom Section (30.5" x 60.5" Unfinished)



## Measurements for Bottom Section

Section	Number	Measurement (unfinished)	Section	Number	Measurement (unfinished)
A	4	12.5" x 12.5"	G	1	24.5" x 4.5"
B	1	24.5" x 18.5"	H	1	6.5" x 28.5"
C	1	12.5" x 6.5"	I	1	1.5" x 6.5"
D	1	9.5" x 6.5"	J	1	2.5" x 6.5"
E	2	6.5" x 12.5"	K	1	2.5" x 60.5"
F	1	4.5" x 30.5"			

A 2.5" framing border was added after the three sections were sewn together horizontally.